

## DATA SHEET

# ARUBA 2930F SWITCH SERIES

## PRODUCT OVERVIEW

The Aruba 2930F Switch Series is designed for customers creating smart digital workplaces that are optimized for mobile users with an integrated wired and wireless approach. These convenient Layer 3 network switches include built-in uplinks and PoE power and are simple to deploy and manage with advanced security and network management tools like Aruba ClearPass Policy Manager, Aruba AirWave and cloud-based Aruba Central.

A powerful Aruba ProVision ASIC delivers performance, robust feature support and value with programmability for the latest applications. Stacking with Virtual Switching Framework (VSF) provides simplicity and scalability. The 2930F supports built-in 1GbE or 10GbE uplinks, PoE+, Access OSPF routing, Dynamic Segmentation, robust QoS, RIP routing, and IPv6 with no software licensing required.

The Aruba 2930F Switch Series provides a convenient and cost-effective access switch solution that can be quickly set up with Zero Touch Provisioning. The robust Layer 3 feature set includes a limited lifetime warranty.

## ENHANCED CAPABILITIES

### Unified Wired and Wireless Support

- Supports unified wired and wireless policies using Aruba ClearPass Policy Manager
- Switch auto-configuration automatically configures switch for different settings such as VLAN, CoS, PoE max. power, and PoE priority when an Aruba access point is detected
- User Role defines a set of switch-based policies in areas such as security, authentication, and QoS. A user role can be assigned to a group of users or devices, using switch-based local user role or download from ClearPass
- For improved network simplicity and security, Aruba Dynamic Segmentation automatically enforces user, device and application-aware policies on Aruba wired and wireless networks. Automated device profiling, role-based access control, and Layer 7 firewall features deliver enhanced visibility and performance for a better overall experience for both IT and end users alike
- Dynamic Segmentation provides a secure tunnel that transports network traffic on a per-port or per-user role basis to an Aruba Controller. In a per-user role Tunnel Node, users are authenticated by the ClearPass Policy



## KEY FEATURES

- Aruba Layer 3 switch series with VSF stacking, static, RIP and Access OSPF Routing, Dynamic Segmentation, ACLs, and robust QoS
- Supports advanced security and network management via Aruba ClearPass Policy Manager, Aruba AirWave and Aruba Central
- Convenient built-in 1GbE or 10GbE uplinks and up to 740 W PoE+
- Software defined ready with REST APIs and OpenFlow support
- Simple deployment with Zero Touch Provisioning

Manager which directs traffic to be tunneled to an Aruba controller or switch locally

- Static IP visibility allows ClearPass to do accounting for clients with a static IP address

### Software-defined networks

- Supports multiple programmatic interfaces, including REST APIs and Openflow 1.0 and 1.3, to enable automation of network operations, monitoring, and troubleshooting

### Quality of Service (QoS)

- Traffic prioritization (IEEE 802.1p) for classification into eight priority levels mapped to eight queues
- Layer 4 prioritization based on TCP/UDP port numbers
- Class of Service (CoS) sets the IEEE 802.1p priority tag based on IP address, IP Type of Service (ToS), Layer 3 protocol, TCP/UDP port number, source port, and DiffServ
- Rate limiting sets per-port ingress enforced maximums and per-port, per-queue minimums
- Large buffers provide graceful congestion management
- Unknown Unicast Rate Limiting throttles unicast packets with unknown destination addresses and limits flooding on the VLAN



## Connectivity

- Convenient built-in 10 Gbps Ethernet (4 x SFP+) uplinks available on select models
- 12 port fanless model with built-in power supply includes 12 x 1 Gbps Ethernet PoE+ ports and four built-in uplinks (2 x SFP+ and 2 x 1GBASE-T)
- Auto-MDIX provides automatic adjustments for straight-through or crossover cables on all 10/100 and 10/100/1000 ports
- IEEE 802.3at Power over Ethernet (PoE+) provides up to 30 W per port that allows support of the latest PoE+-capable devices such as IP phones, wireless access points, and security cameras, as well as any IEEE 802.3af-compliant end device; eliminates the cost of additional electrical cabling and circuits that would otherwise be necessary in IP phone and WLAN deployments
- Support for pre-standard PoE detects and provides power to pre-standard PoE devices
- IPv6
  - IPv6 host enables switches to be managed in an IPv6 network
  - Dual stack (IPv4 and IPv6) transitions from IPv4 to IPv6, supporting connectivity for both protocols
  - MLD snooping forwards IPv6 multicast traffic to the appropriate interface
  - IPv6 ACL/QoS supports ACL and QoS for IPv6 network traffic
  - IPv6 routing supports static and RIPv6 protocols
  - Security provides RA guard, DHCPv6 protection, dynamic IPv6 lockdown, and ND snooping

## Performance and efficiency

- Energy-efficient design
  - 80 PLUS Silver Certified power supply increases power efficiency and savings
  - Energy-efficient Ethernet (EEE) support reduces power consumption in accordance with IEEE 802.3az
- Designed with the latest Aruba Provision ASIC, providing very low latency, increased packet buffering, and adaptive power consumption
- Selectable queue configurations allows for increased performance by selecting the number of queues and associated memory buffering that best meet the requirements of the network applications
- Stacking Topology

- Virtual Switching Framework (VSF) front plane stacking creates one virtual resilient switch from up to eight\* switches
- Ring topology—Supports up to eight member stack
- Virtualized switching provides simplified management as the switches act as a single chassis when stacked

## Convergence

- IP multicast snooping and data-driven IGMP automatically prevents flooding of IP multicast traffic
- LLDP-MED (Media Endpoint Discovery) defines a standard extension of LLDP that stores values for parameters such as QoS and VLAN to automatically configure network devices such as IP phones
- IEEE 802.1AB Link Layer Discovery Protocol (LLDP) facilitates easy mapping using network management applications with LLDP automated device discovery protocol
- PoE and PoE+ allocations support multiple methods (automatic, IEEE 802.3at dynamic, LLDP-MED fine grain, IEEE 802.3af device class, or user-specified) to allocate and manage PoE/PoE+ power for more efficient energy savings
- Local MAC Authentication assigns attributes such as VLAN and QoS using a locally configured profile that can be a list of MAC prefixes
- IP multicast routing includes PIM Sparse and Dense modes to route IP multicast traffic (limited to 16 interfaces)
- Protocol Independent Multicast for IPv6 supports one-to-many and many-to-many media casting use cases such as IPTV over IPv6 networks

## Resiliency and high availability

- IEEE 802.1s Multiple Spanning Tree provides high link availability by allowing Multiple Spanning Trees; provides legacy support for IEEE 802.1d and IEEE 802.1w
- Virtual Router Redundancy Protocol (VRRP) allows groups of two routers to dynamically back each other up to create highly available routed environments for IPv4 and IPv6 networks (limited to 128 VRs)
- IEEE 802.3ad link aggregation control protocol (LACP) and port trunking support up to 60 static or dynamic trunks active across a stack, with each trunk having up to eight links (ports) per static trunk; and offer support for trunking across stack members
- SmartLink provides easy-to-configure link redundancy of active and standby links



### Simplified configuration and management

- Aruba Central cloud-based management platform offers a simple, secure and cost-effective way to manage switches
- Zero Touch Provisioning (ZTP) simplifies installation of the switch infrastructure using Aruba Activate or a DHCP-based process with AirWave and Central Network Management
- Flexible management with same hardware – Supports both cloud-based Central and on-premises AirWave with the same hardware, ensuring management platform changes without ripping and replacing switching infrastructure
- Built-in programmable and easy-to-use REST API interface provides configuration automation for campus networks
- SNMPv1, v2, and v3 provide complete support of SNMP; provide full support of industry-standard Management Information Base (MIB) plus private extensions; SNMPv3 supports increased security using encryption

### Manageability

- Dual flash images provide independent primary and secondary operating system files for backup while upgrading
- Friendly port names allow assignment of descriptive names to ports
- Find-Fix-Inform feature finds and fixes common network problems automatically, then informs administrator
- Supports multiple configuration files to be stored to a flash image
- RMON, XRMON, and sFlow provide advanced monitoring and reporting capabilities for statistics, history, alarms, and events
- Troubleshooting ingress and egress port monitoring enable more efficient network problem solving
- Unidirectional link detection (UDLD) monitors the link between two switches and blocks the ports on both ends of the link if the link goes down at any point between the two devices
- IP SLA for Voice monitors quality of voice traffic using the UDP Jitter and UDP Jitter for VoIP tests

### Layer 2 switching

- IEEE 802.1ad Q-in-Q increases the scalability of an Ethernet network by providing a hierarchical structure; connects multiple LANs on a high-speed campus or metro network
- VLAN support and tagging support IEEE 802.1Q (4,094 VLAN IDs) and 2K VLANs simultaneously
- Jumbo packet support improves the performance of large data transfers; supports frame size of up to 9,220 bytes
- IEEE 802.1v protocol VLANs isolate select non-IPv4 protocols automatically into their own VLANs

- Rapid Per-VLAN Spanning Tree (RPVST+) allows each VLAN to build a separate spanning tree to improve link bandwidth usage; is compatible with PVST+
- GVRP and MVRP allows automatic learning and dynamic assignment of VLANs
- VxLAN encapsulation (tunneling) protocol for overlay network that enables a more scalable virtual network deployment

### Layer 3 services

- DHCP server centralizes and reduces the cost of IPv4 address management

### Layer 3 routing

- Static IP routing provides manually configured routing; includes ECMP capability
- 256 static and 10,000 RIP routes facilitate segregation of user data, without adding external hardware
- Routing Information Protocol (RIP) provides RIPv1, RIPv2, and RIPng routing
- Access OSPF
  - Provides OSPFv2 and OSPFv3 protocols for routing between access and the next layer on the LAN. Only one OSPF area and up to 8 interfaces are supported.
- Policy-based routing uses a classifier to select traffic that can be forwarded based on policy set by the network administrator (limited to 16 next hop routes)

### Security

- Control Plane Policing sets rate limit on control protocols to protect CPU overload from DOS attacks
- Multiple user authentication methods
  - Uses an IEEE 802.1X supplicant on the client in conjunction with a RADIUS server to authenticate in accordance with industry standards
  - Supports web-based authentication
  - Supports MAC-based client authentication
- Authentication flexibility
  - Multiple IEEE 802.1X users per port provides authentication of multiple devices on a single port; prevents a user from “piggybacking” on another user’s IEEE 802.1X authentication
  - Concurrent IEEE 802.1X, Web, and MAC authentication schemes per port switch port will accept up to 32 sessions of IEEE 802.1X, Web, and MAC authentications
- TPM-based Security
  - Includes a Trusted Platform Module (TPM) for secure hardware-based generation and storage of cryptographic keys that can be used for a variety of authentication purposes



- Access control lists (ACLs) provide IP Layer 3 filtering based on source/destination IP address/subnet and source/destination TCP/UDP port number
- Source-port filtering allows only specified ports to communicate with each other
- RADIUS/TACACS+ eases switch management security administration by using a password authentication server
- Secure shell encrypts all transmitted data for secure remote CLI access over IP networks
- Secure Sockets Layer (SSL) encrypts all HTTP traffic, allowing secure access to the browser-based management GUI in the switch
- Port security allows access only to specified MAC addresses, which can be learned or specified by the administrator
- Radius over TLS (RadSec) allows users to use a more secure and reliable mode of communications between switch and radius servers over unsecure networks
- MAC address lockout prevents particular configured MAC addresses from connecting to the network
- Secure FTP allows secure file transfer to and from the switch; protects against unwanted file downloads or unauthorized copying of a switch configuration file
- Switch management logon security helps secure switch CLI logon by optionally requiring either RADIUS or TACACS+ authentication
- Custom banner displays security policy when users log in to the switch
- STP BPDU port protection blocks Bridge Protocol Data Units (BPDUs) on ports that do not require BPDUs, preventing forged BPDU attacks
- DHCP protection blocks DHCP packets from unauthorized DHCP servers, preventing denial-of-service attacks
- Dynamic ARP protection blocks ARP broadcasts from unauthorized hosts, preventing eavesdropping or theft of network data
- STP root guard protects the root bridge from malicious attacks or configuration mistakes
- Identity-driven ACL enables implementation of a highly granular and flexible access security policy and VLAN assignment specific to each authenticated network user
- Per-port broadcast throttling configures broadcast control selectively on heavy traffic port uplinks
- Private VLAN provides network security by restricting peer-to-peer communication to prevent a variety of malicious attacks; typically a switch port can only communicate with other ports in the same community and/or an uplink port, regardless of VLAN ID or destination MAC address
- Open Authentication Role simplifies first-time deployment of AAA in brownfield deployments by allowing full network access for failed clients and provides instant connectivity as soon as a client is plugged-in
- Critical Authentication Role ensures that important infrastructure devices such as IP phones are allowed network access even in the absence of a RADIUS server
- MAC Pinning allows non-chatty legacy devices to stay authenticated by pinning client MAC addresses to the port until the clients logoff or get disconnected
- Enrollment over Secure Transport (EST) enhances the switch PKI infrastructure with a simpler, scalable and more secure method of certificate provisioning, re-enrollment and renewal

#### Monitor and diagnostics

- Digital optical monitoring of SFP+ and 1000BASE-T transceivers allows detailed monitoring of the transceiver settings and parameters

#### Warranty, services and support

- Limited Lifetime Warranty, see <https://www.arubanetworks.com/support-services/product-warranties/> for warranty and support information included with your product purchase
- For Software Releases and Documentation, refer to <https://asp.arubanetworks.com/downloads>
- For support and services information, visit <https://www.arubanetworks.com/support-services/arubacare/>



SPECIFICATIONS			
	Aruba 2930F 24G 4SFP+ Switch (JL253A)	Aruba 2930F 48G 4SFP+ Switch (JL254A)	Aruba 2930F 24G PoE+ 4SFP+ Switch (JL255A)
<b>I/O ports and slots</b>			
	24 RJ-45 autosensing 10/100/1000 ports (IEEE 802.3 Type 10BASE-T, IEEE 802.3u Type 100BASE-TX, IEEE 802.3ab Type 1000BASE-T); Duplex: 10BASE-T/100BASE-TX: half or full; 1000BASE-T: full only 4 SFP+ 1/10GbE ports; PHY-less	48 RJ-45 autosensing 10/100/1000 ports (IEEE 802.3 Type 10BASE-T, IEEE 802.3u Type 100BASE-TX, IEEE 802.3ab Type 1000BASE-T); Duplex: 10BASE-T/100BASE-TX: half or full; 1000BASE-T: full only 4 SFP+ 1/10GbE ports; PHY-less	24 RJ-45 autosensing 10/100/1000 PoE+ ports (IEEE 802.3 Type 10BASE-T, IEEE 802.3u Type 100BASE-TX, IEEE 802.3ab Type 1000BASE-T, IEEE 802.3at PoE+); Duplex: 10BASE-T/100BASE-TX: half or full; 1000BASE-T: full only 4 SFP+ 1/10GbE ports; PHY-less
<b>Additional ports and slots</b>			
	1 dual-personality (RJ-45 or USB micro-B) serial console port	1 dual-personality (RJ-45 or USB micro-B) serial console port	1 dual-personality (RJ-45 or USB micro-B) serial console port
<b>Physical characteristics</b>			
Dimensions	17.42 (w) x 7.88 (d) x 1.73 (h) in (44.25 x 20.02 x 4.39 cm) (1U height)	17.42 (w) x 9.7 (d) x 1.73 (h) in (44.25 x 24.63 x 4.39 cm) (1U height)	17.42 (w) x 11.98 (d) x 1.73 (h) in (44.25 x 30.42 x 4.39 cm) (1U height)
Weight	5.31 lb (2.41 kg)	6.83 lb (3.10 kg)	8.6 lb (3.9 kg)
<b>Memory and processor</b>			
	Dual Core ARM® Cortex A9 @ 1016 MHz, 1 GB DDR3 SDRAM; Packet buffer size: 12.38 MB 4.5MB Ingress/7.875MB Egress, 4 GB eMMC	Dual Core ARM Cortex A9 @ 1016 MHz, 1 GB DDR3 SDRAM; Packet buffer size: 12.38 MB 4.5MB Ingress/7.875MB Egress, 4 GB eMMC	Dual Core ARM Cortex A9 @ 1016 MHz, 1 GB DDR3 SDRAM; Packet buffer size: 12.38 MB 4.5MB Ingress/7.875MB Egress, 4 GB eMMC
<b>Performance</b>			
	IPv6 Ready Certified	IPv6 Ready Certified	IPv6 Ready Certified
1,000 Mb Latency	< 3.8 μs (64-byte packets)	< 3.8 μs (64-byte packets)	< 3.8 μs (64-byte packets)
10 Gbps Latency	< 2.9 μs (64-byte packets)	< 2.9 μs (64-byte packets)	< 2.9 μs (64-byte packets)
Throughput	up to 95.2 Mpps	up to 112.0 Mpps	up to 95.2 Mpps
Switching capacity	128 Gbps	176 Gbps	128 Gbps
Routing table size	2,000 IPv4, 1,000 IPv6 in hardware, 200 OSPF, 256 Static, 10,000 RIP	2,000 IPv4, 1,000 IPv6 in hardware, 200 OSPF, 256 Static, 10,000 RIP	2,000 IPv4, 1,000 IPv6 in hardware, 200 OSPF, 256 Static, 10,000 RIP
MAC address table size	32,768 entries	32,768 entries	32,768 entries



SPECIFICATIONS			
	Aruba 2930F 24G 4SFP+ Switch (JL253A)	Aruba 2930F 48G 4SFP+ Switch (JL254A)	Aruba 2930F 24G PoE+ 4SFP+ Switch (JL255A)
<b>Environment</b>			
Operating temperature	32°F to 113°F (0°C to 45°C); up to 5,000 Feet, 0°C to 40°C (32°F to 104°F) up to 10,000 Feet	32°F to 113°F (0°C to 45°C); up to 5,000 Feet, 0°C to 40°C (32°F to 104°F) up to 10,000 Feet	32°F to 113°F (0°C to 45°C); up to 5,000 Feet, 0°C to 40°C (32°F to 104°F) up to 10,000 Feet
Operating relative humidity	15% to 95% @ 104°F (40°C), noncondensing	15% to 95% @ 104°F (40°C), noncondensing	15% to 95% @ 104°F (40°C), noncondensing
Non-operating/Storage temperature	-40°F to 158°F (-40°C to 70°C); up to 15,000 Feet	-40°F to 158°F (-40°C to 70°C); up to 15,000 Feet	-40°F to 158°F (-40°C to 70°C); up to 15,000 Feet
Non-operating/Storage relative humidity	15% to 95% @ 149°F (65°C), noncondensing	15% to 95% @ 149°F (65°C), noncondensing	15% to 95% @ 149°F (65°C)
Acoustic (power and pressure) in decibals	Power: 49.7 dB, Pressure: 37.1 dB	Power: 54.1 dB, Pressure: 40.2 dB	Power: 54.1 dB, Pressure: 40.6 dB
Airflow direction	Side-to-side	Side-to-side	Side-to-side
<b>Electrical characteristics</b>			
Frequency	50/60 Hz	50/60 Hz	50/60 Hz
Power efficiency certifications			80plus.org certification: Silver
Maximum heat dissipation	100.0 BTU/hr (105.5 kj/hr)	157.2 BTU/hr (165.8 kj/hr)	258.0 BTU/hr (272.2 kj/hr)
Voltage	100 - 127 / 200 - 240 VAC, rated	100 - 127 / 200 - 240 VAC, rated	100 - 127 / 200 - 240 VAC, rated
Current	0.6/0.4 A	0.9/0.6 A	4.9/2.4 A
Maximum power rating	29.3 W	46.6 W	445 W
Idle power	19.5 W	32.7 W	36.8 W
PoE power			370 W PoE+
Notes	Idle power is the actual power consumption of the device with no ports connected. Maximum power rating and maximum heat dissipation are the worst-case theoretical maximum numbers provided for planning the infrastructure with fully loaded PoE (if equipped), 100% traffic, all ports plugged in, and all modules populated.	Idle power is the actual power consumption of the device with no ports connected. Maximum power rating and maximum heat dissipation are the worst-case theoretical maximum numbers provided for planning the infrastructure with fully loaded PoE (if equipped), 100% traffic, all ports plugged in, and all modules populated.	Idle power is the actual power consumption of the device with no ports connected. Maximum power rating and maximum heat dissipation are the worst-case theoretical maximum numbers provided for planning the infrastructure with fully loaded PoE (if equipped), 100% traffic, all ports plugged in, and all modules populated.
<b>Safety</b>			
	UL 60950-1: 2nd Edition; UL 62368-1: 2nd Edition; EN 60950-1:2006 +A11:2009 +A1:2010 +A12:2011+A2:2013; EN 62368-1: 2nd Edition; IEC 60950-1:2005 +A1:2009 +A2:2013; CSA 22.2 No. 60950-1-07 2nd; IEC-62368-1: 2nd Edition; EN 60825-1:2014 / IEC 60825-1: 2014 Class 1	UL 60950-1: 2nd Edition; UL 62368-1: 2nd Edition; EN 60950-1:2006 +A11:2009 +A1:2010 +A12:2011+A2:2013; EN 62368-1: 2nd Edition; IEC 60950-1:2005 +A1:2009 +A2:2013; CSA 22.2 No. 60950-1-07 2nd; IEC-62368-1: 2nd Edition; EN 60825-1:2014 / IEC 60825-1: 2014 Class 1	UL 60950-1: 2nd Edition; UL 62368-1: 2nd Edition; EN 60950-1:2006 +A11:2009 +A1:2010 +A12:2011+A2:2013; EN 62368-1: 2nd Edition; IEC 60950-1:2005 +A1:2009 +A2:2013; CSA 22.2 No. 60950-1-07 2nd; IEC-62368-1: 2nd Edition; EN 60825-1:2014 / IEC 60825-1: 2014 Class 1





SPECIFICATIONS			
	<b>Aruba 2930F 24G 4SFP+ Switch (JL253A)</b>	<b>Aruba 2930F 48G 4SFP+ Switch (JL254A)</b>	<b>Aruba 2930F 24G PoE+ 4SFP+ Switch (JL255A)</b>
<b>Emissions</b>			
	EN 55032:2012/CISPR 32 Class A; FCC CFR 47 Part 15 Class A; VCCI Class A; ICES-003 Class A; CNS 13438	EN 55032:2012/CISPR 32 Class A; FCC CFR 47 Part 15 Class A; VCCI Class A; ICES-003 Class A; CNS 13438	EN 55032:2012/CISPR 32 Class A; FCC CFR 47 Part 15 Class A; VCCI Class A; ICES-003 Class A; CNS 13438
<b>Immunity</b>			
Generic	EN 55024:2010/CISPR 24	EN 55024:2010/CISPR 24	EN 55024:2010/CISPR 24
ESD	IEC 61000-4-2	IEC 61000-4-2	IEC 61000-4-2
Radiated	IEC 61000-4-3	IEC 61000-4-3	IEC 61000-4-3
EFT/Burst	IEC 61000-4-4	IEC 61000-4-4	IEC 61000-4-4
Surge	IEC 61000-4-5	IEC 61000-4-5	IEC 61000-4-5
Conducted	IEC 61000-4-6	IEC 61000-4-6	IEC 61000-4-6
Power frequency magnetic field	IEC 61000-4-8	IEC 61000-4-8	IEC 61000-4-8
Voltage dips and Interruptions	IEC 61000-4-11	IEC 61000-4-11	IEC 61000-4-11
Harmonics	IEC/EN 61000-3-2	IEC/EN 61000-3-2	IEC/EN 61000-3-2
Flicker	IEC/EN 61000-3-3	IEC/EN 61000-3-3	IEC/EN 61000-3-3
<b>Management</b>			
	Aruba Central; Aruba AirWave Network Management; IMC – Intelligent Management Center; Command-line interface; Web browser; Configuration menu; SNMP manager; Telnet; RMON1; FTP	Aruba Central; Aruba AirWave Network Management; IMC – Intelligent Management Center; Command-line interface; Web browser; Configuration menu; SNMP manager; Telnet; RMON1; FTP	Aruba Central; Aruba AirWave Network Management; IMC – Intelligent Management Center; Command-line interface; Web browser; Configuration menu; SNMP manager; Telnet; RMON1; FTP



SPECIFICATIONS			
	<b>Aruba 2930F 48G PoE+ 4SFP+ Switch (JL256A) (JL256ACM1)</b>	<b>Aruba 2930F 8G PoE+ 2SFP+ Switch (JL258A) (JL258ACM1)</b>	<b>Aruba 2930F 24G 4SFP Switch (JL259A)</b>
<b>I/O ports and slots</b>			
	48 RJ-45 autosensing 10/100/1000 PoE+ ports (IEEE 802.3 Type 10BASE-T, IEEE 802.3u Type 100BASE-TX, IEEE 802.3ab Type 1000BASE-T, IEEE 802.3at PoE+); Duplex: 10BASE-T/100BASE-TX: half or full; 1000BASE-T: full only 4 SFP+ 1/10GbE ports; PHY-less	8 RJ-45 autosensing 10/100/1000 PoE+ ports (IEEE 802.3 Type 10BASE-T, IEEE 802.3u Type 100BASE-TX, IEEE 802.3ab Type 1000BASE-T, IEEE 802.3at PoE+); Duplex: 10BASE-T/100BASE-TX: half or full; 1000BASE-T: full only 2 SFP+ 1/10GbE ports; PHY-less	24 RJ-45 autosensing 10/100/1000 ports (IEEE 802.3 Type 10BASE-T, IEEE 802.3u Type 100BASE-TX, IEEE 802.3ab Type 1000BASE-T); Duplex: 10BASE-T/100BASE-TX: half or full; 1000BASE-T: full only 4 SFP
<b>Additional ports and slots</b>			
	1 dual-personality (RJ-45 or USB micro-B) serial console port	1 dual-personality (RJ-45 or USB micro-B) serial console port	1 dual-personality (RJ-45 or USB micro-B) serial console port
<b>Physical characteristics</b>			
Dimensions	17.42 (w) x 11.98 (d) x 1.73 (h) in (44.25 x 30.42 x 4.39 cm) (1U height)	10 (w) x 10 (d) x 1.73 (h) in (25.4 x 25.4 x 4.39 cm) (1U height)	17.42 (w) x 7.88 (d) x 1.73 (h) in (44.25 x 20.02 x 4.39 cm) (1U height)
Weight	9.83 lb (4.46 kg)	4.41 lb (2.0 kg)	5.31 lb (2.41 kg)
<b>Memory and processor</b>			
	Dual Core ARM Cortex A9 @ 1016 MHz, 1 GB DDR3 SDRAM; Packet buffer size: 12.38 MB 4.5MB Ingress/7.875MB Egress, 4 GB eMMC	Dual Core ARM Cortex A9 @ 1016 MHz, 1 GB DDR3 SDRAM; Packet buffer size: 12.38 MB 4.5MB Ingress/7.875 Egress, 4 GB eMMC	Dual Core ARM Cortex A9 @ 1016 MHz, 1 GB DDR3 SDRAM; Packet buffer size: 12.38 MB 4.5MB Ingress/7.875MB Egress, 4 GB eMMC
<b>Performance</b>			
	IPv6 Ready Certified	IPv6 Ready Certified	IPv6 Ready Certified
1,000 Mb Latency	< 3.8 μs (64-byte packets)	< 3.8 μs (64-byte packets)	< 3.8 μs (64-byte packets)
10 Gbps Latency	< 2.9 μs (64-byte packets)	< 2.9 μs (64-byte packets)	
Throughput	up to 112.0 Mpps	up to 41.7 Mpps	up to 41.7 Mpps
Switching capacity	176 Gbps	56 Gbps	56 Gbps
Routing table size	2,000 IPv4, 1,000 IPv6 in hardware, 200 OSPF, 256 Static, 10,000 RIP	2,000 IPv4, 1,000 IPv6 in hardware, 200 OSPF, 256 Static, 10,000 RIP	2,000 IPv4, 1,000 IPv6 in hardware, 200 OSPF, 256 Static, 10,000 RIP
MAC address table size	32,768 entries	32,768 entries	32,768 entries
<b>Environment</b>			
Operating temperature	32°F to 113°F (0°C to 45°C); up to 5,000 Feet, 0°C to 40°C (32°F to 104°F) up to 10,000 Feet	32°F to 113°F (0°C to 45°C); up to 5,000 Feet, 0°C to 40°C (32°F to 104°F) up to 10,000 Feet	32°F to 113°F (0°C to 45°C); up to 5,000 Feet, 0°C to 40°C (32°F to 104°F) up to 10,000 Feet
Operating relative humidity	15% to 95% @ 104°F (40°C), noncondensing	15% to 95% @ 104°F (40°C), noncondensing	15% to 95% @ 104°F (40°C), noncondensing
Non-operating/Storage temperature	-40°F to 158°F (-40°C to 70°C); up to 15,000 Feet	-40°F to 158°F (-40°C to 70°C); up to 15,000 Feet	-40°F to 158°F (-40°C to 70°C); up to 15,000 Feet
Non-operating/Storage relative humidity	15% to 95% @ 149°F (65°C)	15% to 95% @ 149°F (65°C)	15% to 95% @ 149°F (65°C), noncondensing
Acoustic	Power: 55.7 dB, Pressure: 41.7 dB	Power: 0 dB, Pressure: 0 dB Fanless	Power: 49.7 dB, Pressure: 37.1 dB
Airflow direction	Side-to-side		Side-to-side





**SPECIFICATIONS**



**Aruba 2930F 48G PoE+ 4SFP+ Switch (JL256A) (JL256ACM1)**

**Aruba 2930F 8G PoE+ 2SFP+ Switch (JL258A) (JL258ACM1)**

**Aruba 2930F 24G 4SFP Switch (JL259A)**

**Electrical characteristics**

Frequency	50/60 Hz	50/60 Hz	50/60 Hz
Power efficiency certifications	80plus.org certification: Silver	DoE VI certification	
Maximum heat dissipation	293.0 BTU/hr (309.1 kJ/hr)	58.6 BTU/hr (61.8 kJ/hr)	100.0 BTU/hr (105.5 kJ/hr)
Voltage	100 - 127 / 200 - 240 VAC, rated	90 - 264 VAC, rated	100 - 127 / 200 - 240 VAC, rated
Current	5.1/2.5 A	2.6 A	0.6/0.4 A
Maximum power rating	459 W	155 W	29.3 W
Idle power	48.6 W		19.5 W
PoE power	370 W PoE+	125 W PoE+	
Notes	Idle power is the actual power consumption of the device with no ports connected. Maximum power rating and maximum heat dissipation are the worst-case theoretical maximum numbers provided for planning the infrastructure with fully loaded PoE (if equipped), 100% traffic, all ports plugged in, and all modules populated.	Maximum power rating and maximum heat dissipation are the worst-case theoretical maximum numbers provided for planning the infrastructure with fully loaded PoE (if equipped), 100% traffic, all ports plugged in, and all modules populated.	Idle power is the actual power consumption of the device with no ports connected. Maximum power rating and maximum heat dissipation are the worst-case theoretical maximum numbers provided for planning the infrastructure with fully loaded PoE (if equipped), 100% traffic, all ports plugged in, and all modules populated.

**Safety**

UL 60950-1: 2nd Edition; UL 62368-1: 2nd Edition; EN 60950-1:2006 +A11:2009 +A1:2010 +A12:2011+A2:2013; EN 62368-1: 2nd Edition; IEC 60950-1:2005 +A1:2009 +A2:2013; CSA 22.2 No. 60950-1-07 2nd; IEC-62368-1: 2nd Edition; EN 60825-1:2014 / IEC 60825-1:2014 Class 1	UL 60950-1: 2nd Edition; UL 62368-1: 2nd Edition; EN 60950-1:2006 +A11:2009 +A1:2010 +A12:2011+A2:2013; EN 62368-1: 2nd Edition; IEC 60950-1:2005 +A1:2009 +A2:2013; CSA 22.2 No. 60950-1-07 2nd; IEC-62368-1: 2nd Edition; EN 60825-1:2014 / IEC 60825-1:2014 Class 1	UL 60950-1: 2nd Edition; UL 62368-1: 2nd Edition; EN 60950-1:2006 +A11:2009 +A1:2010 +A12:2011+A2:2013; EN 62368-1: 2nd Edition; IEC 60950-1:2005 +A1:2009 +A2:2013; CSA 22.2 No. 60950-1-07 2nd; IEC-62368-1: 2nd Edition; EN 60825-1:2014 / IEC 60825-1:2014 Class 1
---	---	---

**Emissions**




EN 55032:2012/CISPR 32 Class A; FCC CFR 47 Part 15 Class A; VCCI Class A; ICES-003 Class A; CNS 13438	EN 55032:2012/CISPR 32 Class A; FCC CFR 47 Part 15 Class A; VCCI Class A; ICES-003 Class A; CNS 13438	EN 55032:2012/CISPR 32 Class A; FCC CFR 47 Part 15 Class A; VCCI Class A; ICES-003 Class A; CNS 13438
---	---	---

**Immunity**

Generic	EN 55024:2010/CISPR 24	EN 55024:2010/CISPR 24	EN 55024:2010/CISPR 24
ESD	IEC 61000-4-2	IEC 61000-4-2	IEC 61000-4-2
Radiated	IEC 61000-4-3	IEC 61000-4-3	IEC 61000-4-3
EFT/Burst	IEC 61000-4-4	IEC 61000-4-4	IEC 61000-4-4
Surge	IEC 61000-4-5	IEC 61000-4-5	IEC 61000-4-5
Conducted	IEC 61000-4-6	IEC 61000-4-6	IEC 61000-4-6
Power frequency magnetic field	IEC 61000-4-8	IEC 61000-4-8	IEC 61000-4-8



## SPECIFICATIONS

			
	Aruba 2930F 48G PoE+ 4SFP+ Switch (JL256A) (JL256ACM <sup>1</sup> )	Aruba 2930F 8G PoE+ 2SFP+ Switch (JL258A) (JL258ACM <sup>1</sup> )	Aruba 2930F 24G 4SFP Switch (JL259A)
<b>Immunity</b>			
Voltage dips and Interruptions	IEC 61000-4-11	IEC 61000-4-11	IEC 61000-4-11
Harmonics	IEC/EN 61000-3-2	IEC/EN 61000-3-2	IEC/EN 61000-3-2
Flicker	IEC/EN 61000-3-3	IEC/EN 61000-3-3	IEC/EN 61000-3-3
<b>Management</b>			
	Aruba Central; Aruba AirWave Network Management; IMC – Intelligent Management Center; Command-line interface; Web browser; Configuration menu; SNMP manager; Telnet; RMON1; FTP	Aruba Central; Aruba AirWave Network Management; IMC – Intelligent Management Center; Command-line interface; Web browser; Configuration menu; SNMP manager; Telnet; RMON1; FTP	Aruba Central; Aruba AirWave Network Management; IMC – Intelligent Management Center; Command-line interface; Web browser; Configuration menu; SNMP manager; Telnet; RMON1; FTP



SPECIFICATIONS			
	Aruba 2930F 48G 4SFP Switch (JL260A)	Aruba 2930F 24G PoE+ 4SFP Switch (JL261A) (JL261ACM1)	Aruba 2930F 48G PoE+ 4SFP Switch (JL262A) (JL262ACM1)
<b>I/O ports and slots</b>			
	48 RJ-45 autosensing 10/100/1000 ports (IEEE 802.3 Type 10BASE-T, IEEE 802.3u Type 100BASE-TX, IEEE 802.3ab Type 1000BASE-T); Duplex: 10BASE-T/100BASE-TX: half or full; 1000BASE-T: full only 4 SFP	24 RJ-45 autosensing 10/100/1000 PoE+ ports (IEEE 802.3 Type 10BASE-T, IEEE 802.3u Type 100BASE-TX, IEEE 802.3ab Type 1000BASE-T, IEEE 802.3at PoE+); Duplex: 10BASE-T/100BASE-TX: half or full; 1000BASE-T: full only 4 SFP	48 RJ-45 autosensing 10/100/1000 PoE+ ports (IEEE 802.3 Type 10BASE-T, IEEE 802.3u Type 100BASE-TX, IEEE 802.3ab Type 1000BASE-T, IEEE 802.3at PoE+); Duplex: 10BASE-T/100BASE-TX: half or full; 1000BASE-T: full only 4 SFP
<b>Additional ports and slots</b>			
	1 dual-personality (RJ-45 or USB micro-B) serial console port	1 dual-personality (RJ-45 or USB micro-B) serial console port	1 dual-personality (RJ-45 or USB micro-B) serial console port
<b>Physical characteristics</b>			
Dimensions	17.42 (w) x 9.7 (d) x 1.73 (h) in (44.25 x 24.63 x 4.39 cm) (1U height)	17.42 (w) x 11.98 (d) x 1.73 (h) in (44.25 x 30.42 x 4.39 cm) (1U height)	17.42 (w) x 11.98 (d) x 1.73 (h) in (44.25 x 30.42 x 4.39 cm) (1U height)
Weight	6.83 lb (3.10 kg)	8.6 lb (3.9 kg)	9.83 lb (4.46 kg)
<b>Memory and processor</b>			
	Dual Core ARM Cortex A9 @ 1016 MHz, 1 GB DDR3 SDRAM; Packet buffer size: 12.38 MB 4.5MB Ingress/7.875MB Egress, 4 GB eMMC	Dual Core ARM Cortex A9 @ 1016 MHz, 1 GB DDR3 SDRAM; Packet buffer size: 12.38 MB 4.5MB Ingress/7.785 Egress, 4 GB eMMC	Dual Core ARM Cortex A9 @ 1016 MHz, 1 GB DDR3 SDRAM; Packet buffer size: 12.38 MB 4.5MB Ingress/7.875MB Egress, 4 GB eMMC
<b>Performance</b>			
	IPv6 Ready Certified	IPv6 Ready Certified	IPv6 Ready Certified
1,000 Mb Latency	< 3.8 $\mu$ s (64-byte packets)	< 3.8 $\mu$ s (64-byte packets)	< 3.8 $\mu$ s (64-byte packets)
Throughput	up to 77.4 Mpps	up to 41.7 Mpps	up to 77.4 Mpps
Switching capacity	104 Gbps	56 Gbps	104 Gbps
Routing table size	2,000 IPv4, 1,000 IPv6 in hardware, 200 OSPF, 256 Static, 10,000 RIP	2,000 IPv4, 1,000 IPv6 in hardware, 200 OSPF, 256 Static, 10,000 RIP	2,000 IPv4, 1,000 IPv6 in hardware, 200 OSPF, 256 Static, 10,000 RIP
MAC address table size	32,768 entries	32,768 entries	32,768 entries
<b>Environment</b>			
Operating temperature	32°F to 113°F (0°C to 45°C); up to 5,000 Feet, 0°C to 40°C (32°F to 104°F) up to 10,000 Feet	32°F to 113°F (0°C to 45°C); up to 5,000 Feet, 0°C to 40°C (32°F to 104°F) up to 10,000 Feet	32°F to 113°F (0°C to 45°C); up to 5,000 Feet, 0°C to 40°C (32°F to 104°F) up to 10,000 Feet
Operating relative humidity	15% to 95% @ 104°F (40°C), noncondensing	15% to 95% @ 104°F (40°C), noncondensing	15% to 95% @ 104°F (40°C), noncondensing
Non-operating/Storage temperature	-40°F to 158°F (-40°C to 70°C); up to 15,000 Feet	-40°F to 158°F (-40°C to 70°C); up to 15,000 Feet	-40°F to 158°F (-40°C to 70°C); up to 15,000 Feet
Non-operating/Storage relative humidity	15% to 95% @ 149°F (65°C), noncondensing	15% to 95% @ 149°F (65°C)	15% to 95% @ 149°F (65°C)
Acoustic	Power: 54.1 dB, Pressure: 40.2 dB	Power: 54.1 dB, Pressure: 40.6 dB	Power: 55.7 dB, Pressure: 41.7 dB
Airflow direction	Side-to-side	Side-to-side	Side-to-side



SPECIFICATIONS			
	Aruba 2930F 48G 4SFP Switch (JL260A)	Aruba 2930F 24G PoE+ 4SFP Switch (JL261A) (JL261ACM1)	Aruba 2930F 48G PoE+ 4SFP Switch (JL262A) (JL262ACM1)
<b>Electrical characteristics</b>			
Frequency	50/60 Hz	50/60 Hz	50/60 Hz
Power efficiency certifications		80plus.org certification: Silver	80plus.org certification: Silver
Maximum heat dissipation	100.0 BTU/hr (105.5 kJ/hr)	258.0 BTU/hr (272.2 kJ/hr)	293.0 BTU/hr (309.1 kJ/hr)
Voltage	100 - 127 / 200 - 240 VAC, rated	100 - 127 / 200 - 240 VAC, rated	100 - 127 / 200 - 240 VAC, rated
Current	0.9/0.6 A	4.9/2.4 A	5.1/2.5 A
Maximum power rating	46.6 W	445 W	459 W
Idle power	32.7 W	36.8 W	48.6 W
PoE power		370 W PoE+	370 W PoE+
Notes	Idle power is the actual power consumption of the device with no ports connected. Maximum power rating and maximum heat dissipation are the worst-case theoretical maximum numbers provided for planning the infrastructure with fully loaded PoE (if equipped), 100% traffic, all ports plugged in, and all modules populated.	Idle power is the actual power consumption of the device with no ports connected. Maximum power rating and maximum heat dissipation are the worst-case theoretical maximum numbers provided for planning the infrastructure with fully loaded PoE (if equipped), 100% traffic, all ports plugged in, and all modules populated.	Idle power is the actual power consumption of the device with no ports connected. Maximum power rating and maximum heat dissipation are the worst-case theoretical maximum numbers provided for planning the infrastructure with fully loaded PoE (if equipped), 100% traffic, all ports plugged in, and all modules populated.
<b>Safety</b>			
	UL 60950-1: 2nd Edition; UL 62368-1: 2nd Edition; EN 60950-1:2006 +A11:2009 +A1:2010 +A12:2011+A2:2013; EN 62368-1: 2nd Edition; IEC 60950-1:2005 +A1:2009 +A2:2013; CSA 22.2 No. 60950-1-07 2nd; IEC-62368-1: 2nd Edition; EN 60825-1:2014 / IEC 60825-1:2014 Class 1	UL 60950-1: 2nd Edition; UL 62368-1: 2nd Edition; EN 60950-1:2006 +A11:2009 +A1:2010 +A12:2011+A2:2013; EN 62368-1: 2nd Edition; IEC 60950-1:2005 +A1:2009 +A2:2013; CSA 22.2 No. 60950-1-07 2nd; IEC-62368-1: 2nd Edition; EN 60825-1:2014 / IEC 60825-1:2014 Class 1	UL 60950-1: 2nd Edition; UL 62368-1: 2nd Edition; EN 60950-1:2006 +A11:2009 +A1:2010 +A12:2011+A2:2013; EN 62368-1: 2nd Edition; IEC 60950-1:2005 +A1:2009 +A2:2013; CSA 22.2 No. 60950-1-07 2nd; IEC-62368-1: 2nd Edition; EN 60825-1:2014 / IEC 60825-1:2014 Class 1
<b>Emissions</b>			
	EN 55032:2012/CISPR 32 Class A; FCC CFR 47 Part 15 Class A; VCCI Class A; ICES-003 Class A; CNS 13438	EN 55032:2012/CISPR 32 Class A; FCC CFR 47 Part 15 Class A; VCCI Class A; ICES-003 Class A; CNS 13438	EN 55032:2012/CISPR 32 Class A; FCC CFR 47 Part 15 Class A; VCCI Class A; ICES-003 Class A; CNS 13438
<b>Immunity</b>			
Generic	EN 55024:2010/CISPR 24	EN 55024:2010/CISPR 24	EN 55024:2010/CISPR 24
ESD	IEC 61000-4-2	IEC 61000-4-2	IEC 61000-4-2
Radiated	IEC 61000-4-3	IEC 61000-4-3	IEC 61000-4-3
EFT/Burst	IEC 61000-4-4	IEC 61000-4-4	IEC 61000-4-4
Surge	IEC 61000-4-5	IEC 61000-4-5	IEC 61000-4-5
Conducted	IEC 61000-4-6	IEC 61000-4-6	IEC 61000-4-6
Power frequency magnetic field	IEC 61000-4-8	IEC 61000-4-8	IEC 61000-4-8



**SPECIFICATIONS**

	<b>Aruba 2930F 48G 4SFP Switch (JL260A)</b>	<b>Aruba 2930F 24G PoE+ 4SFP Switch (JL261A) (JL261ACM¹)</b>	<b>Aruba 2930F 48G PoE+ 4SFP Switch (JL262A) (JL262ACM¹)</b>
<b>Immunity</b>			
Voltage dips and Interruptions	IEC 61000-4-11	IEC 61000-4-11	IEC 61000-4-11
Harmonics	IEC/EN 61000-3-2	IEC/EN 61000-3-2	IEC/EN 61000-3-2
Flicker	IEC/EN 61000-3-3	IEC/EN 61000-3-3	IEC/EN 61000-3-3
<b>Management</b>			
	Aruba Central; Aruba AirWave Network Management; IMC – Intelligent Management Center; Command-line interface; Web browser; Configuration menu; SNMP manager; Telnet; RMON1; FTP	Aruba Central; Aruba AirWave Network Management; IMC – Intelligent Management Center; Command-line interface; Web browser; Configuration menu; SNMP manager; Telnet; RMON1; FTP	Aruba Central; Aruba AirWave Network Management; IMC – Intelligent Management Center; Command-line interface; Web browser; Configuration menu; SNMP manager; Telnet; RMON1; FTP



SPECIFICATIONS			
	Aruba 2930F 48G PoE+ 4SFP 740W Switch (JL557A)	Aruba 2930F 48G PoE+ 4SFP+ 740W Switch (JL558A) (JL558ACM*)	Aruba 2930F 12G PoE+ 2G/2SFP+ Switch (JL693A)
<b>I/O ports and slots</b>			
	48 RJ-45 autosensing 10/100/1000 PoE+ ports (IEEE 802.3 Type 10BASE-T, IEEE 802.3u Type 100BASE-TX, IEEE 802.3ab Type 1000BASE-T, IEEE 802.3at PoE+); Duplex: 10BASE-T/100BASE-TX: half or full; 1000BASE-T: full only 4 SFP	48 RJ-45 autosensing 10/100/1000 PoE+ ports (IEEE 802.3 Type 10BASE-T, IEEE 802.3u Type 100BASE-TX, IEEE 802.3ab Type 1000BASE-T, IEEE 802.3at PoE+); Duplex: 10BASE-T/100BASE-TX: half or full; 1000BASE-T: full only 4 SFP+ 1/10GbE ports; PHY-less	12 RJ-45 autosensing 10/100/1000 PoE+ ports (IEEE 802.3 Type 10BASE-T, IEEE 802.3u Type 100BASE-TX, IEEE 802.3ab Type 1000BASE-T, IEEE 802.3at PoE+); Duplex: 10BASE-T/100BASE-TX: half or full; 1000BASE-T: full only 2 RJ-45 autosensing 10/100/1000 ports (IEEE 802.3 Type 10BASE-T, IEEE 802.3u Type 100BASE-TX, IEEE 802.3ab Type 1000BASE-T); Duplex: 10BASE-T/100BASE-TX: half or full; 1000BASE-T: full only 2 SFP+ 1/10GbE ports; PHY-less
<b>Additional ports and slots</b>			
	1 dual-personality (RJ-45 or USB micro-B) serial console port	1 dual-personality (RJ-45 or USB micro-B) serial console port	1 dual-personality (RJ-45 or USB micro-B) serial console port
<b>Physical characteristics</b>			
Dimensions	17.42 (w) x 12.77 (d) x 1.73 (h) in (44.25 x 32.42 x 4.39 cm) (1U height)	17.42 (w) x 12.77 (d) x 1.73 (h) in (44.25 x 32.42 x 4.39 cm) (1U height)	10 (w) x 10 (d) x 1.73 (h) in (25.4 x 25.4 x 4.39 cm) (1U height)
Weight	10.56 lb (4.79 kg)	10.56 lb (4.79 kg)	4.85 lb (2.2kg)
<b>Memory and processor</b>			
	Dual Core ARM Cortex A9 @ 1016 MHz, 1 GB DDR3 SDRAM; Packet buffer size: 12.38 MB 4.5 MB Ingress/7.785 Egress, 4 GB eMMC	Dual Core ARM Cortex A9 @ 1016 MHz, 1 GB DDR3 SDRAM; Packet buffer size: 12.38 MB 4.5 MB Ingress/7.785 Egress, 4 GB eMMC	Dual Core ARM Cortex A9 @ 1016 MHz, 1 GB DDR3 SDRAM; Packet buffer size: 12.38 MB 4.5MB Ingress/7.785MB Egress, 4 GB eMMC
<b>Performance</b>			
1,000 Mb Latency	< 3.8 μs (64-byte packets)	< 3.8 μs (64-byte packets)	< 3.8 μs (64-byte packets)
10 Gbps latency		< 2.9 μs (64-byte packets)	< 2.9 μs (64-byte packets)
Throughput	up to 77.4 Mpps	up to 112.0 Mpps	up to 41.7 Mpps
Switching capacity	104 Gbps	176 Gbps	68 Gbps
Routing table size	2,000 IPv4, 1,000 IPv6 in hardware, 200 OSPF, 256 Static, 10,000 RIP	2,000 IPv4, 1,000 IPv6 in hardware, 200 OSPF, 256 Static, 10,000 RIP	2,000 IPv4, 1,000 IPv6 in hardware, 200 OSPF, 256 Static, 10,000 RIP
MAC address table size	32,768 entries	32,768 entries	32,768 entries
<b>Environment</b>			
Operating temperature	32°F to 113°F (0°C to 45°C); up to 5,000 Feet, 0°C to 40°C (32°F to 104°F) up to 10,000 Feet	32°F to 113°F (0°C to 45°C); up to 5,000 Feet, 0°C to 40°C (32°F to 104°F) up to 10,000 Feet	32°F to 113°F (0°C to 45°C); up to 5,000 Feet, 0°C to 40°C (32°F to 104°F) up to 10,000 Feet
Operating relative humidity	15% to 95% @ 104°F (40°C), noncondensing	15% to 95% @ 104°F (40°C), noncondensing	15% to 95% @ 104°F (40°C), noncondensing
Non-operating/Storage temperature	-40°F to 158°F (-40°C to 70°C); up to 15,000 Feet	-40°F to 158°F (-40°C to 70°C); up to 15,000 Feet	-40°F to 158°F (-40°C to 70°C); up to 15,000 Feet



SPECIFICATIONS			
	Aruba 2930F 48G PoE+ 4SFP 740W Switch (JL557A)	Aruba 2930F 48G PoE+ 4SFP+ 740W Switch (JL558A) (JL558ACM*)	Aruba 2930F 12G PoE+ 2G/2SFP+ Switch (JL693A)
<b>Environment</b>			
Non-operating/Storage relative humidity	15% to 95% @ 149°F (65°C)	15% to 95% @ 149°F (65°C)	15% to 95% @ 149°F (65°C)
Acoustic	Power: 55.1 dB, Pressure: 41.1 dB	Power: 55.1 dB, Pressure: 41.1 dB	Power: 0 dB, Pressure: 0 dB Fanless
Airflow direction	Side-to-side	Side-to-side	
<b>Electrical characteristics</b>			
Frequency	50/60 Hz	50/60 Hz	50/60 Hz
Power efficiency certifications	80plus.org certification: Gold	80plus.org certification: Gold	DoE VI certification
Maximum heat dissipation	420.9 BTU/hr (444.1 kJ/hr)	420.9 BTU/hr (444.1 kJ/hr)	68.2 BTU/hr
Voltage	100 - 127/200 - 240 VAC, rated	100 - 127/200 - 240 VAC, rated	90 - 264 VAC, rated
Current	9.2/4.9 A	9.2/4.9 A	1.7 A
Maximum power rating	980 W	980 W	170 W
Idle power	49.9 W	49.9 W	20 W
PoE power	740 W PoE+	740 W PoE+	139 W PoE+
Notes	Idle power is the actual power consumption of the device with no ports connected. Maximum power rating and maximum heat dissipation are the worst-case theoretical maximum numbers provided for planning the infrastructure with fully loaded PoE (if equipped), 100% traffic, all ports plugged in, and all modules populated.	Idle power is the actual power consumption of the device with no ports connected. Maximum power rating and maximum heat dissipation are the worst-case theoretical maximum numbers provided for planning the infrastructure with fully loaded PoE (if equipped), 100% traffic, all ports plugged in, and all modules populated.	Maximum power rating and maximum heat dissipation are the worst-case theoretical maximum numbers provided for planning the infrastructure with fully loaded PoE (if equipped), 100% traffic, all ports plugged in, and all modules populated.
<b>Safety</b>			
	UL 60950-1: 2nd Edition; UL 62368-1: 2nd Edition; EN 60950-1:2006 +A11:2009 +A1:2010 +A12:2011+A2:2013; EN 62368-1: 2nd Edition; IEC 60950-1:2005 +A1:2009 +A2:2013; CSA 22.2 No. 60950-1-07 2nd; IEC-62368-1: 2nd Edition; EN 60825-1:2014 / IEC 60825-1:2014 Class 1	UL 60950-1: 2nd Edition; UL 62368-1: 2nd Edition; EN 60950-1:2006 +A11:2009 +A1:2010 +A12:2011+A2:2013; EN 62368-1: 2nd Edition; IEC 60950-1:2005 +A1:2009 +A2:2013; CSA 22.2 No. 60950-1-07 2nd; IEC-62368-1: 2nd Edition; EN 60825-1:2014 / IEC 60825-1:2014 Class 1	UL/CUL 60950-1: 2nd Edition; UL/CUL 62368-1:2014; UL 62368-1: 2nd Edition; EN 60950-1:2006 +A11:2009 +A1:2010 +A12:2011+A2:2013; EN 62368-1: 2014; IEC-62368-1: 2nd Edition; IEC 60950-1:2005 +A1:2009 +A2:2013; IEC 62368-1:2014; IEC-62368-1: 2nd Edition; EN 60825-1:2014 / IEC 60825-1:2014 Class 1
<b>Emissions</b>			
	EN 55032:2012/CISPR 32 Class A; FCC CFR 47 Part 15 Class A; VCCI Class A; ICES-003 Class A; CNS 13438	EN 55032:2012/CISPR 32 Class A; FCC CFR 47 Part 15 Class A; VCCI Class A; ICES-003 Class A; CNS 13438	EN 55032:2012/CISPR 32 Class A; FCC CFR 47 Part 15 Class A; VCCI Class A; ICES-003 Class A; CNS 13438





SPECIFICATIONS			
	Aruba 2930F 48G PoE+ 4SFP 740W Switch (JL557A)	Aruba 2930F 48G PoE+ 4SFP+ 740W Switch (JL558A) (JL558ACM*)	Aruba 2930F 12G PoE+ 2G/2SFP+ Switch (JL693A)
<b>Immunity</b>			
Generic	EN 55024:2010/CISPR 24	EN 55024:2010/CISPR 24	EN 55024:2010/CISPR 24
ESD	IEC 61000-4-2	IEC 61000-4-2	IEC 61000-4-2
Radiated	IEC 61000-4-3	IEC 61000-4-3	IEC 61000-4-3
EFT/Burst	IEC 61000-4-4	IEC 61000-4-4	IEC 61000-4-4
Surge	IEC 61000-4-5	IEC 61000-4-5	IEC 61000-4-5
Conducted	IEC 61000-4-6	IEC 61000-4-6	IEC 61000-4-6
Power frequency magnetic field	IEC 61000-4-8	IEC 61000-4-8	IEC 61000-4-8
Voltage dips and Interruptions	IEC 61000-4-11	IEC 61000-4-11	IEC 61000-4-11
Harmonics	IEC/EN 61000-3-2	IEC/EN 61000-3-2	IEC/EN 61000-3-2
Flicker	IEC/EN 61000-3-3	IEC/EN 61000-3-3	IEC/EN 61000-3-3
<b>Management</b>			
	Aruba Central; Aruba AirWave Network Management; IMC – Intelligent Management Center; Command-line interface; Web browser; Configuration menu; SNMP manager; Telnet; RMON1; FTP	Aruba Central; Aruba AirWave Network Management; IMC – Intelligent Management Center; Command-line interface; Web browser; Configuration menu; SNMP manager; Telnet; RMON1; FTP	Aruba Central; Aruba AirWave Network Management; IMC – Intelligent Management Center; Command-line interface; Web browser; Configuration menu; SNMP manager; Telnet; RMON1; FTP



## STANDARDS AND PROTOCOLS (APPLIES TO ALL PRODUCTS IN SERIES)

### Denial of service protection

- CPU DoS Protection

### Device management

- RFC 1155 Structure and Management Information (SMIv1)
- RFC 1157 SNMPv1/v2c
- RFC 1591 DNS (client)
- RFC 1901 (Community based SNMPv2)
- RFC 1901-1907 SNMPv2c, SMIv2 and Revised MIB-II
- RFC 1908 (SNMPv1/v2 Coexistence)
- RFC 2576 (Coexistence between SNMPv1, v2, v3)
- RFC 2578-2580 SMIv2
- RFC 2579 (SMIv2 Text Conventions)
- RFC 2580 (SMIv2 Conformance)
- RFC 2819 (RMON groups Alarm, Event, History, and Statistics only)
- RFC 3416 (SNMP Protocol Operations v2)
- RFC 3417 (SNMP Transport Mappings)
- HTML and Telnet management
- HTTP, SSHv1, and Telnet
- Multiple Configuration Files
- Multiple Software Images
- SNMPv3 and RMON RFC support
- SSHv1/SSHv2 Secure Shell
- TACACS/TACACS+
- Web UI

### General protocols

- IEEE 802.1ad Q-in-Q
- IEEE 802.1AX-2008 Link Aggregation
- IEEE 802.1d MAC Bridges
- IEEE 802.1p Priority
- IEEE 802.1Q VLANs
- IEEE 802.1s Multiple Spanning Trees
- IEEE 802.3ad Link Aggregation Control Protocol (LACP)
- IEEE 802.3af Power over Ethernet
- IEEE 802.3at PoE+
- IEEE 802.3az Energy Efficient Ethernet
- IEEE 802.3x Flow Control
- RFC 768 UDP
- RFC 783 TFTP Protocol (revision 2)
- RFC 792 ICMP
- RFC 793 TCP
- RFC 826 ARP
- RFC 854 TELNET
- RFC 868 Time Protocol

- RFC 951 BOOTP
- RFC 1058 RIPv1
- RFC 1256 ICMP Router Discovery Protocol (IRDP)
- RFC 1350 TFTP Protocol (revision 2)
- IEEE 802.1v VLAN classification by Protocol and Port
- RFC 1519 CIDR IEEE 802.1w Rapid Reconfiguration of Spanning Tree
- RFC 1542 BOOTP Extensions IEEE 802.3ab 1000BASE-T
- RFC 1918 Address Allocation for Private Internet
- RFC 2030 Simple Network Time Protocol (SNTP) v4
- RFC 2131 DHCP
- RFC 2236 IGMP Snooping
- RFC 2453 RIPv2
- RFC 2865 Remote Authentication Dial In User Service (RADIUS)
- RFC 2866 RADIUS Accounting
- RFC 3046 DHCP Relay Agent Information Option
- RFC 3411 An Architecture for Describing Simple Network Management Protocol (SNMP) Management Frameworks
- RFC 3412 Message Processing and Dispatching for the Simple Network Management Protocol (SNMP)
- RFC 3413 Simple Network Management Protocol (SNMP) Applications
- RFC 3414 User-based Security Model (USM) for version 3 of the Simple Network Management Protocol (SNMPv3)
- RFC 3415 View-based Access Control Model (VACM) for the Simple Network Management Protocol (SNMP)
- RFC 3416 Protocol Operations for SNMP
- RFC 3417 Transport Mappings for the Simple Network Management Protocol (SNMP)
- RFC 3418 Management Information Base (MIB) for the Simple Network Management Protocol (SNMP)
- RFC 3575 IANA Considerations for RADIUS
- RFC 3576 Ext to RADIUS (CoA only)
- RFC 4541 Considerations for Internet Group Management Protocol (IGMP) and Multicast Listener Discovery (MLD) Snooping Switches
- RFC 4675 RADIUS VLAN & Priority
- RFC 4861 Neighbor Discovery for IP version 6 (IPv6)
- RFC 4862 IPv6 Stateless Address Autoconfiguration
- RFC 5905 Network Time Protocol Version 4: Protocol and Algorithms Specification
- UDLD (Uni-directional Link Detection)



## IP multicast

- RFC 1112 IGMP
- RFC 2236 IGMPv2
- RFC 2710 Multicast Listener Discovery (MLD) for IPv6
- RFC 3376 IGMPv3
- RFC 4541 Considerations for Internet Group Management Protocol (IGMP) and Multicast Listener Discovery (MLD) Snooping Switches

## IPv6

- RFC 1981 IPv6 Path MTU Discovery
- RFC 2080 RIPng for IPv6
- Protocol Applicability Statement
- RFC 2082 RIP-2 MD5
- RFC 2460 IPv6 Specification
- RFC 2464 Transmission of IPv6 over Ethernet Networks
- RFC 2710 Multicast Listener Discovery (MLD) for IPv6
- RFC 2925 Definitions of Managed Objects for Remote Ping, Traceroute, and Lookup Operations (Ping only)
- RFC 2925 Remote Operations MIB (Ping only)
- RFC 3019 MLDv1 MIB
- RFC 3315 DHCPv6 (client and relay)
- RFC 3484 Default Address Selection for IPv6
- RFC 3513 IPv6 Addressing Architecture
- RFC 3596 DNS Extension for IPv6
- RFC 3810 MLDv2 for IPv6
- RFC 4022 MIB for TCP
- RFC 4113 MIB for UDP
- RFC 4251 SSHv6 Architecture
- RFC 4252 SSHv6 Authentication
- RFC 4253 SSHv6 Transport Layer
- RFC 4254 SSHv6 Connection
- RFC 4291 IP Version 6 Addressing Architecture
- RFC 4293 MIB for IP
- RFC 4419 Key Exchange for SSH
- RFC 4443 ICMPv6
- RFC 4541 IGMP & MLD Snooping Switch
- RFC 4861 IPv6 Neighbor Discovery
- RFC 4862 IPv6 Stateless Address Auto-configuration
- RFC 5095 Deprecation of Type 0 Routing Headers in IPv6
- RFC 6620 FCFS SAVI
- draft-ietf-savi-mix

## MIBs

- IEEE 802.1ap (MSTP and STP MIB's only)
- IEEE 8021-Bridge-MIB (2008)
- IEEE 8021-Q-Bridge-MIB (2008)
- RFC 1155 Structure & ID of Management Information for TCP/IP Internets
- RFC 1156 (TCP/IP MIB)
- RFC 1157 A Simple Network Management Protocol (SNMP)
- RFC 1213 MIB II
- RFC 1493 Bridge MIB
- RFC 1724 RIPv2 MIB
- RFC 2021 RMONv2 MIB
- RFC 2578 Structure of Management Information Version 2 (SMIv2)
- RFC 2579 Textual Conventions for SMIv2
- RFC 2580 Conformance Statements for SMIv2
- RFC 2613 SMON MIB
- RFC 2618 RADIUS Client MIB
- RFC 2620 RADIUS Accounting MIB
- RFC 2665 Ethernet-Like-MIB
- RFC 2668 802.3 MAU MIB
- RFC 2674 802.1p and IEEE 802.1Q Bridge MIB
- RFC 2737 Entity MIB (version 2)
- RFC 2819 RMON MIB
- RFC 2863 The Interfaces Group MIB
- RFC 2925 Ping MIB
- RFC 2932 IP (Multicast Routing MIB)
- RFC 2933 IGMP MIB
- RFC 3414 SNMP-User based-SM MIB
- RFC 3415 SNMP-View based-ACM MIB
- RFC 3417 Simple Network Management Protocol (SNMP) over IEEE 802 Networks
- RFC 3418 MIB for SNMPv3
- RFC 4292 IP Forwarding Table MIB
- RFC 4836 Managed Objects for 802.3 Medium Attachment Units (MAU)



## Network management

- IEEE 802.1AB Link Layer Discovery Protocol (LLDP)
- RFC 1155 Structure of Management Information
- RFC 1157 SNMPv1
- RFC 2021 Remote Network Monitoring Management Information Base version 2 using SMIv2
- RFC 2576 Coexistence between SNMP versions
- RFC 2578 Structure of Management Information Version 2 (SMIv2)
- RFC 2579 Textual Conventions for SMIv2
- RFC 2580 Conformance Statements for SMIv2
- RFC 2819 Four groups of RMON: 1 (statistics), 2 (history), 3 (alarm), and 9 (events)
- RFC 2819 Remote Network Monitoring Management Information Base
- RFC 2856 Textual Conventions for Additional High Capacity Data Types
- RFC 2925 Definitions of Managed Objects for Remote Ping, Traceroute, and Lookup Operations Applications
- RFC 3164 BSD syslog Protocol
- RFC 3176 sFlow
- RFC 3411 SNMP Management Frameworks
- RFC 3412 Message Processing and Dispatching for the Simple Network Management Protocol (SNMP)
- RFC 3413 Simple Network Management Protocol (SNMP) Applications
- RFC 3414 User-based Security Model (USM) for version 3 of the Simple Network Management Protocol (SNMPv3)
- RFC 3415 View-based Access Control Model (VACM) for the Simple Network Management Protocol (SNMP)
- RFC 3418 Management Information Base (MIB) for the Simple Network Management Protocol (SNMP)
- RFC 5424 Syslog Protocol
- ANSI/TIA-1057 LLDP Media Endpoint Discovery (LLDP-MED)
- SNMPv1/v2c/v3 XRMON

## QoS/CoS

- IEEE 802.1p (CoS)
- RFC 2474 DiffServ Precedence, including 8 queues/port
- RFC 2475 DiffServ Architecture
- RFC 2597 DiffServ Assured Forwarding (AF)
- RFC 2598 DiffServ Expedited Forwarding (EF)
- Ingress Rate Limiting

## Security

- IEEE 802.1X Port Based Network Access Control
- RFC 1321 The MD5 Message-Digest Algorithm
- RFC 1334 PPP Authentication Protocols (PAP)

- RFC 1492 An Access Control Protocol, Sometimes Called TACACS
- RFC 1492 TACACS+
- RFC 1994 PPP Challenge Handshake Authentication Protocol (CHAP)
- RFC 2082 RIP-2 MD5 Authentication
- RFC 2104 Keyed-Hashing for Message Authentication
- RFC 2138 RADIUS Authentication
- RFC 2139 RADIUS Accounting
- RFC 2246 Transport Layer Security (TLS)
- RFC 2548 Microsoft® Vendor-specific RADIUS Attributes
- RFC 2618 RADIUS Authentication Client MIB
- RFC 2620 RADIUS Accounting Client MIB
- RFC 2698 A Two Rate Three Color Marker
- RFC 2716 PPP EAP TLS Authentication Protocol
- RFC 2818 HTTP Over TLS
- RFC 2865 RADIUS (client only)
- RFC 2865 RADIUS Authentication
- RFC 2866 RADIUS Accounting
- RFC 2867 RADIUS Accounting Modifications for Tunnel Protocol Support
- RFC 2868 RADIUS Attributes for Tunnel Protocol Support
- RFC 2869 RADIUS Extensions
- RFC 2882 NAS Requirements: Extended RADIUS Practices
- RFC 3162 RADIUS and IPv6
- RFC 3576 Dynamic Authorization Extensions to RADIUS
- RFC 3579 RADIUS Support For Extensible Authentication Protocol (EAP)
- RFC 3580 IEEE 802.1X RADIUS
- RFC 3580 IEEE 802.1X Remote Authentication Dial In User Service (RADIUS) Usage Guidelines
- RFC 4576 RADIUS Attributes Access Control Lists (ACLs)
- draft-grant-tacacs-02 (TACACS)
- Guest VLAN for 802.1X
- MAC Authentication
- MAC Lockdown
- MAC Lockout
- Port Security
- RFC Secure Sockets Layer (SSL)
- SSHv2 Secure Shell
- Web Authentication
- RFC 7030 Enrollment over Secure Transport
- RFC 6614 Transport Layer Security (TLS) Encryption over Radius (RadSec)



## ARUBA 2930F SWITCHES AND ACCESSORIES

### Switch Models

- Aruba 2930F 24G 4SFP Switch (JL259A)
- Aruba 2930F 48G 4SFP Switch (JL260A)
- Aruba 2930F 24G PoE+ 4SFP Switch (JL261A)
- Aruba CM 2930F 24G PoE+ 4SFP Switch (JL261ACM)<sup>1</sup>
- Aruba 2930F 48G PoE+ 4SFP Switch (JL262A)
- Aruba CM 2930F 48G PoE+ 4SFP Switch (JL262ACM)<sup>1</sup>
- Aruba 2930F 24G 4SFP+ Switch (JL253A)
- Aruba 2930F 48G 4SFP+ Switch (JL254A)
- Aruba 2930F 24G PoE+ 4SFP+ Switch (JL255A)
- Aruba 2930F 48G PoE+ 4SFP+ Switch (JL256A)
- Aruba CM 2930F 48G PoE+ 4SFP+ Switch (JL256ACM)<sup>1</sup>
- Aruba 2930F 8G PoE+ 2SFP+ Switch (JL258A)
- Aruba CM 2930F 8G PoE+ 2SFP+ Switch (JL258ACM)<sup>1</sup>
- Aruba 2930F 12G PoE+ 2G/2SFP+ Switch (JL693A)
- Aruba 2930F 48G PoE+ 4SFP 740W Switch (JL557A)
- Aruba 2930F 48G PoE+ 4SFP+ 740W Switch (JL558A)
- Aruba CM 2930F 48G PoE+ 4SFP+ 740W Switch (JL558ACM)<sup>1</sup>

### Transceivers

- Aruba 100M SFP LC FX 2km MMF XCVR (J9054D)
- Aruba CM 100M SFP LC FX 2km MMF XCVR (J9054DCM)<sup>1</sup>
- Aruba 1G SFP LC SX 500m MMF XCVR (J4858D)
- Aruba CM 1G SFP LC SX 500m MMF XCVR (J4858DCM)<sup>1</sup>
- Aruba 1G SFP LC LX 10km SMF XCVR (J4859D)
- Aruba CM 1G SFP LC LX 10km SMF XCVR (J4859DCM)<sup>1</sup>
- Aruba 1G SFP LC LH 70km SMF XCVR (J4860D)
- Aruba CM 1G SFP LC LH 70km SMF XCVR (J4860DCM)<sup>1</sup>

- Aruba 1G SFP RJ45 T 100m Cat5e XCVR (J8177D)
- Aruba CM 1G SFP RJ45 T 100m Cat5e XCVR (J8177DCM)<sup>1</sup>
- Aruba 10G SFP+ LC SR 300m MMF XCVR (J9150D)<sup>2</sup>
- Aruba CM 10G SFP+ LC SR 300m MMF XCVR (J9150DCM)<sup>1, 2</sup>
- Aruba 10G SFP+ LC LR 10km SMF XCVR (J9151E)<sup>2</sup>
- Aruba CM 10G SFP+ LC LR 10km SMF XCVR (J9151ECM)<sup>1, 2</sup>
- Aruba 10G SFP+ LC ER 40km SMF XCVR (J9153D)<sup>3</sup>
- Aruba 10G SFP+ to SFP+ 1m DAC Cable (J9281D)
- Aruba 10G SFP+ to SFP+ 3m DAC Cable (J9283D)

Note: 2930F Series Switches do not support the use of 10G LRM, nor 7M 10G DAC

### Cables

- Aruba X2C2 RJ45 to DB9 Console Cable (JL448A)

### Mounting Kit (for 24 and 48 port models)

- HPE X410 1U Universal 4-post Rack Mounting Kit (J9583A)
- Aruba X414 1U Universal 4-post Rack Mounting Kit (J9583B)

### Accessories for 8 port PoE+ model (JL258A)

- Aruba 2930F 8-port Cable Guard (JL311A)
- Aruba CM 2930F 8-port Cable Guard (JL311ACM)<sup>1</sup>
- Aruba 2930F 8-port Power Shelf (JL312A)
- Aruba CM 2930F 8-port Power Shelf (JL312ACM)<sup>1</sup>